

OSBORN

an Astec Industries Co.



Modular Plants

Introduction

Osborn's Modular Plant for crushing and screening enables complete plants to be loaded into standard open top containers to send easily around the world. Enough space is available within the container for start-up spare parts.

All that would be required for erection on site would be a mobile crane. Variations for Primary, Secondary and Tertiary Modular Plants are available along with variations on our Modular Screening Plant.

The Modular 'KIT' comes complete with all fasteners and relevant service manuals and all equipment is supported by Osborn's 24/7/365 service. Spares are readily available from Osborn's head office stores at Elandsfontein, Gauteng, South Africa.

The benefits of a Modular Plant are:

- Compact construction provides smaller site footprint.
- Access to the equipment for maintenance is easy.
- Modules are largely pre-assembled at our factory for ease of site establishment and craneage.
- The machines are all Osborn's field proven designs.
- Easily dismantling and re-assembling of the plants ensures quick site relocation.

Modular Jaw Crusher

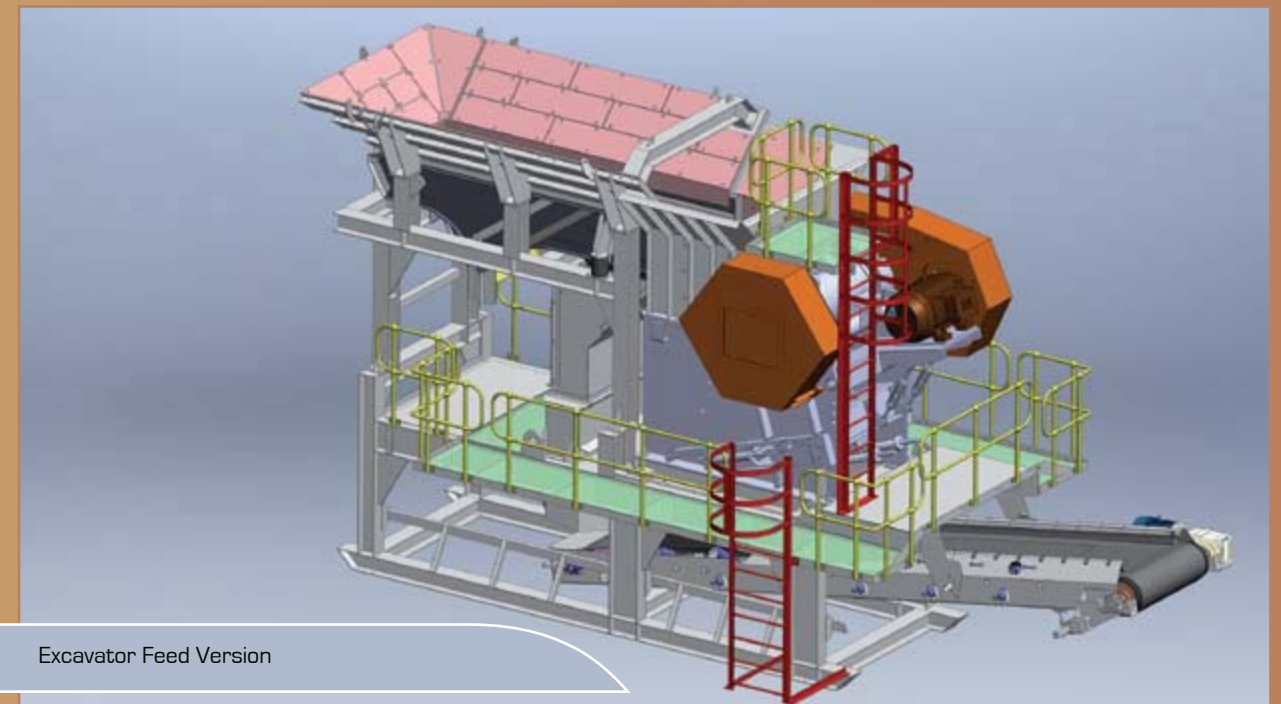
(Range: 2540 - 3042 - 3055 - 3648)

- The Primary Jaw Crusher module can be fed by a dump truck or by the excavator. Dependant upon the type of feed equipment, the design incorporates different size feed hoppers and size variation on the Vibrating Grizzly Feeders.
- Roller bearing Jaw Crusher with motor on a pivotal base mounted on the crusher.
- Feed hopper to receive 20 tonne live capacity via a dump truck or to receive 3 m³ from an excavator.
- Vibrating Grizzly Feeder under the hopper with receiving deck and either a single or stepped grizzly deck. Drive units on the VGF are either a twin shaft design or twin out-of-balance motors.

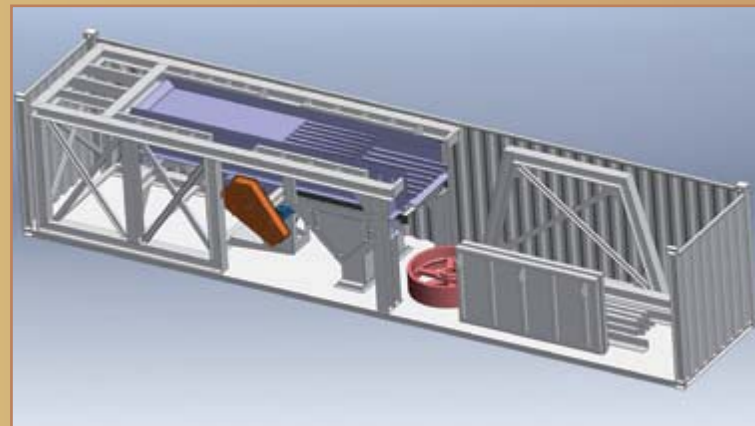
- Fines discharge chute for undersize to conveyor below crusher with access doors.
- Osborn slide out modular sacrificial conveyor below the crusher to remove material allows easy maintenance.
- Skid type structure with walkways, handrails and access ladders to service all critical areas. Observation platform included. Motor guards and pulleys included.

NOTE:

- Units fully containerised for shipping.
- 3648 crusher will be shipped break bulk. Structure will be containerised.



Excavator Feed Version



Containerised Jaw Modular



Dump truck feed version

Modular Cone Crusher

(Range: 36D - 38SBS - 44SBS - 52SBS - 57SBS)

The general specifications for this modular plant are:

- Osborn Cone Crusher (Selected by duty)
- Universal crusher base mounted on rubber isolation clamping pads to minimise cyclic exciting forces to the rest of the structure
- Skid type structure c/w walkways, handrails, access ladders, motor guards and pulleys.

Optional Equipment:

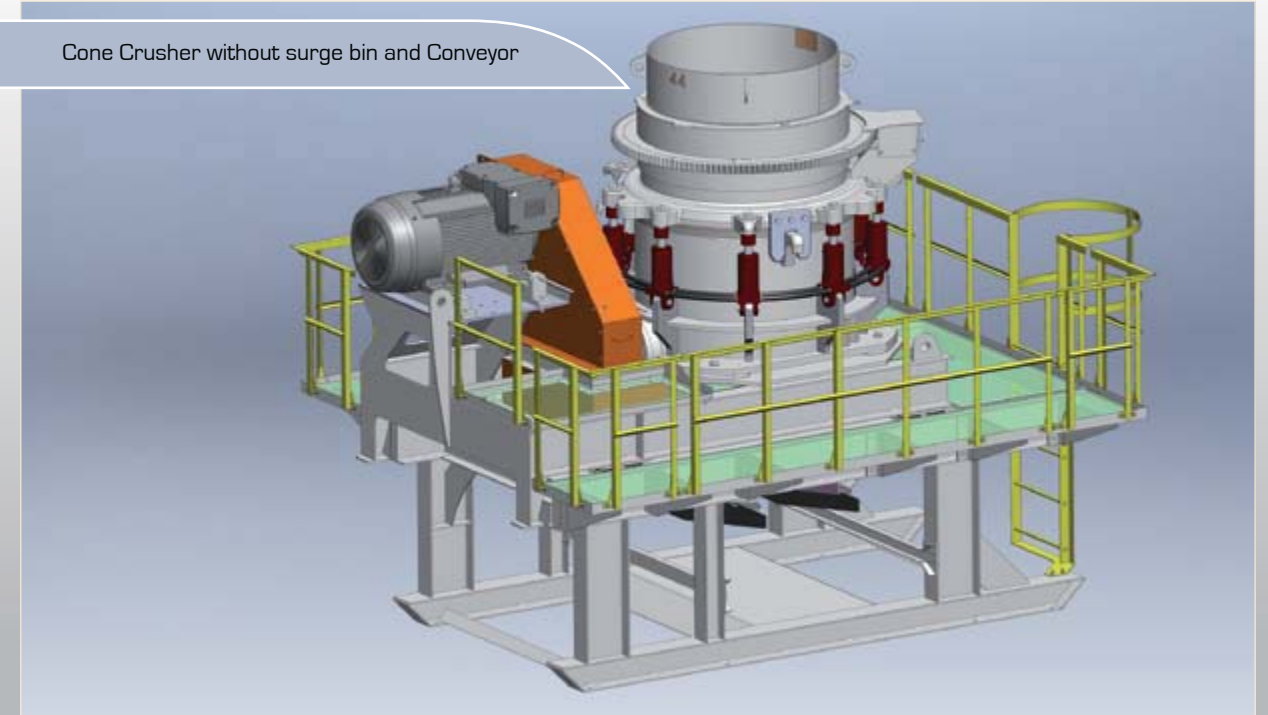
- Cylindrical surge hopper (collapsible)
- Pan Feeder – variable speed for better feed control into the crusher
- The feeder has a roll-back frame to allow ease of liner replacement in the crusher
- Sacrificial conveyor below crusher to remove material
- Crusher anti-spin device is advised if surge bin is not fitted

NOTE:
Smaller units are fully containerised for shipping. 52 & 57 crushers will be shipped break bulk: Structure will be containerised.

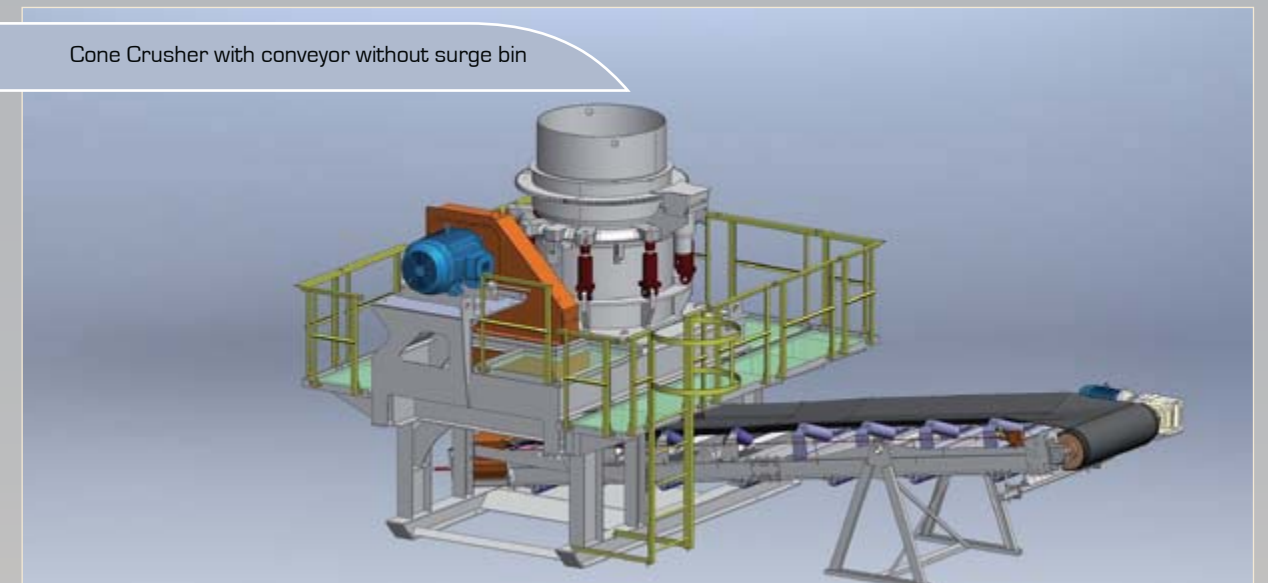


Cone Crusher with surge bin and Conveyor

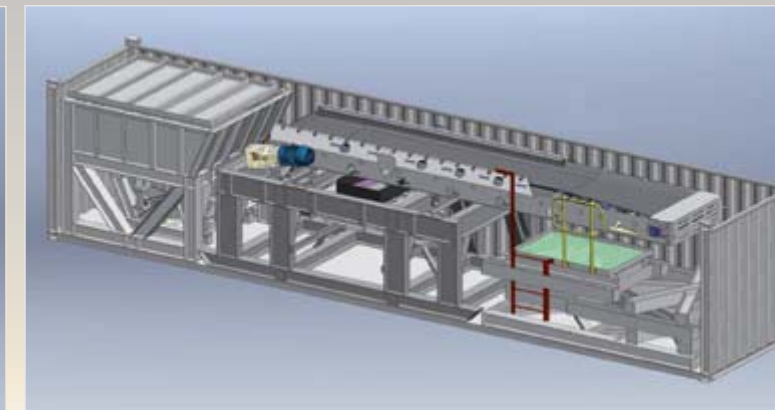
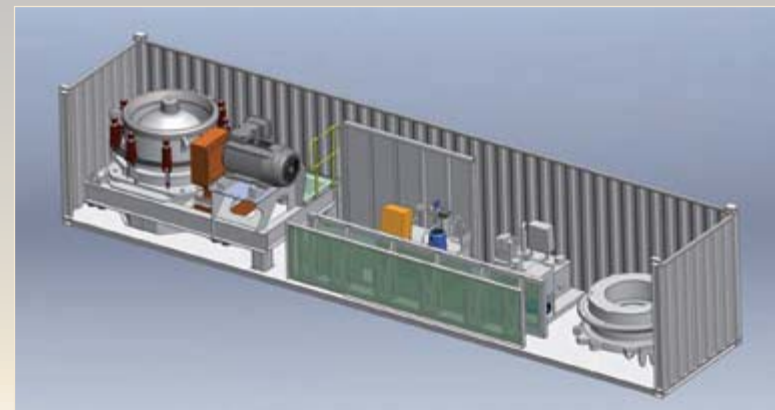
Cone Crusher without surge bin and Conveyor



Cone Crusher with conveyor without surge bin



Containerised Cone Crusher



Modular Screen

Range: 6 x 16 - 6 x 20 - 7 x 20 - 8 x 20 (In single, double or triple deck layout)

Osborn's Mobile Screening Plant compliments the Primary Jaw Crusher Modular and the Secondary/Tertiary Cone Crusher Modular Plants.

A roll-out front chute provides easy access for servicing and allows full entry to the front of the screen. Rear of screen has rubber skirts for easy maintenance. The screen would be fed by a conveyor into a feedbox that is built into the back of the screen.

For all Modular Screen Plants, Osborn's design is for breaking down into standard shipping containers and made up of:

- Screen
- Roll out oversize discharge chute
- Fines discharge chutes
- Stepped walkways around screen for full access to all areas
- Skid type structure with access stair to walkways

Note:

7 x 20 and 8 x 20 screens must be shipped breakbulk.

Structures shipped in containers.

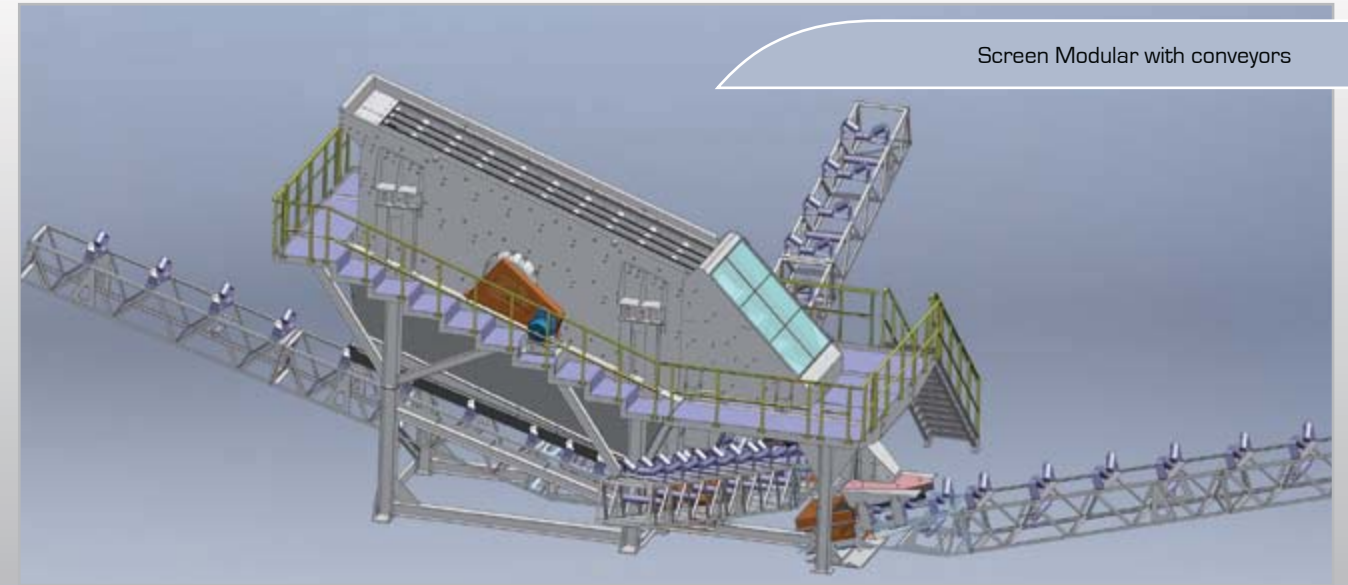
Optional Equipment:

- Standard Osborn Modular Conveyor that slides into channel sections and is used to remove undersize material from the bottom deck
- Standard Osborn Modular Conveyors for products

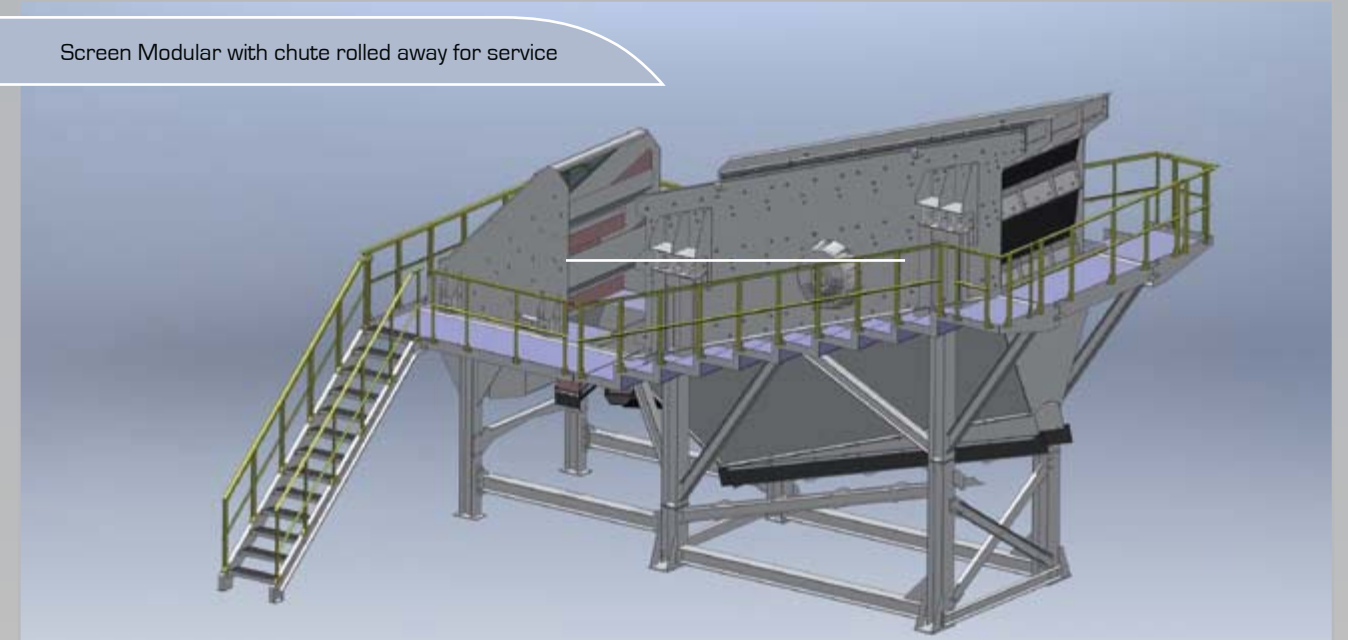
Screen Modular with roll out chute



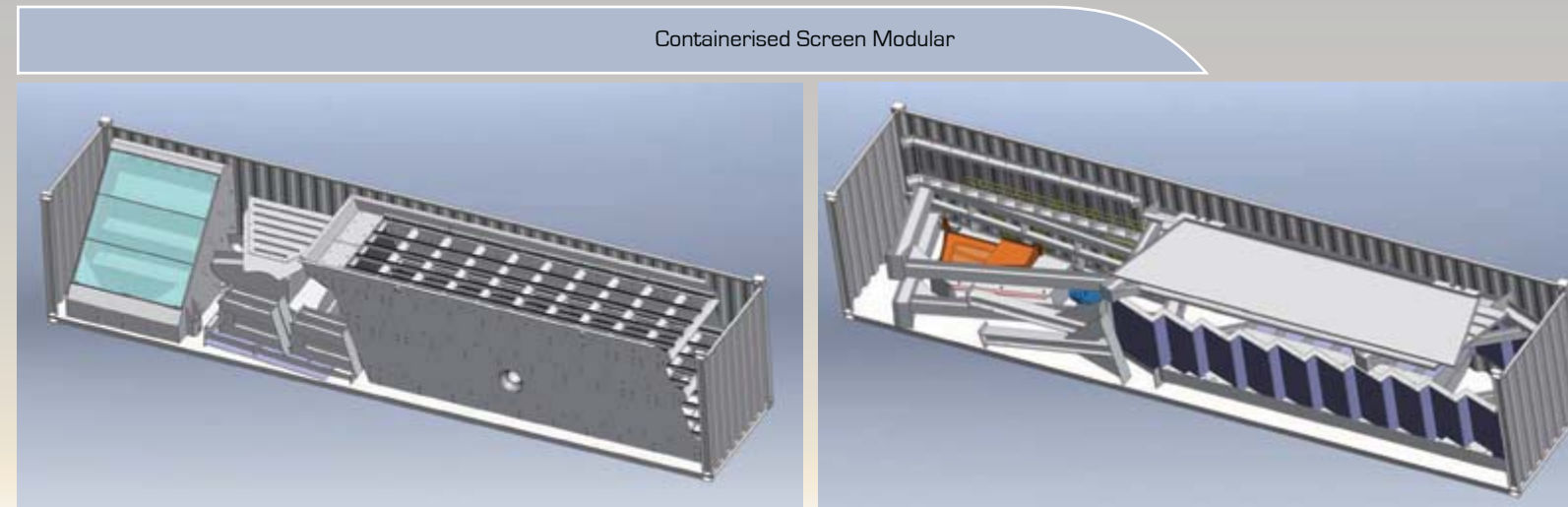
Screen Modular with conveyors



Screen Modular with chute rolled away for service



Containerised Screen Modular





Head Office:
57 Jansen Road, Elandsfontein

PO Box 8182
Elandsfontein, 1406
Johannesburg
South Africa

Tel: +27 11 820 7600
Fax: +27 11 388 1136
Call Centre: 0861 OSBORN

E-mail: osborn@osborn.co.za
www.osborn.co.za

an Astec Industries Co.

All rights reserved. Unless otherwise indicated, all materials on these pages are copyrighted by OSBORN. No part of these pages, either text or image may be used for any purpose other than personal use. Therefore, reproduction, modification, storage in a retrieval system or retransmission, in any form or by any means, electronic, mechanical or otherwise, for reasons other than personal use, is strictly prohibited without prior written permission.

ModPlant/0613/Rev1

Companies of the Astec Aggregate and Mining Group



www.osborn.co.za



www.telsmith.com



www.rockbreaker.com



www.astecmobilescreens.com



www.kpijci.com